

← Severity of Alopecia Tool (SALT)

Navigation bar with buttons: Back, ad Assessment Summary, gi General Instructions, L Left Quadrant, R Right Quadrant, T Top Quadrant, B Back Quadrant, ss Score Summary, Next

Site: [U00](#) | Subject ID: [93-309](#) | Visit: Visit 1 - Screening
Rater: [H-S](#) | Status: Administered | Assigned: H-S



ad Assessment Summary

Assessment Information

General Instructions

Left Quadrant

Right Quadrant

Top Quadrant

Back Quadrant

Score Summary

← Severity of Alopecia Tool (SALT)

←
Back

ad

Assessment
Summary



gi

General
Instructions



L

Left Quadrant



R

Right Quadrant



T

Top Quadrant



B

Back Quadrant




ss

Score Summary



→
Next

Site: [U00](#) | Subject ID: [93-309](#) | Visit: Visit 1 - Screening
Rater: [H-S](#) | Status: **Administered** | Assigned: H-S



General Instructions

- Severity of Alopecia Tool (SALT) measures amount of hair loss (absence of hair) AT CURRENT VISIT, without review of previous visit SALT score(s).
- It is important to note that there should be no correction for male or female pattern hair loss. For consistency, SALT assessments should be performed on hair missing from a full head of hair for the patient, regardless of a contribution of any pattern hair loss.

Image Capture Guidance

The most important items to keep in mind when taking photographs are hair pinning, camera positioning, and image clarity.

The photography environment should remain the same. The same well-lit space should be used at each photography session. Subjects should be positioned in front of the same neutral background (flat blue or grey, etc.). Subjects should remove their jewelry prior to taking photos. For consistency in camera angle and to prevent shadows, Subject and photographer should be at the same horizontal level, preferably sitting on stools. Tablets should be held completely parallel to the photographed area.

The captured images are clear. Do not capture blurry images. Confirm multiple images are clear and suitable for a final image selection before moving to the next session.

Provided by VeraSci Pathway

← Severity of Alopecia Tool (SALT)

← Back | ad Assessment Summary | gi General Instructions | L Left Quadrant | R Right Quadrant | T Top Quadrant | B Back Quadrant | ss Score Summary | → Next

Site: U00 | Subject ID: 93-309 | Visit: Visit 1 - Screening
Rater: H-S | Status: Administered | Assigned: H-S



L Left Quadrant

Rating



The Raw Score: Percentage of hair loss between 0-100, recorded as a whole number. Zero corresponds to no hair loss in the quadrant and 100 corresponds to complete hair loss in the quadrant.

- Please enter the quadrant raw score indicating the % hair loss in the patient's left quadrant.



Image Capture Guidance

- Section hair according to left quadrant boundaries; hair outside boundary should be pinned back to ensure accurate assessment
- Center ear in middle of camera frame
- Ensure head is fully captured within the camera frame with approximately 1" border around the head
- Ensure image is in focus

- Left Quadrant Image Capture



If image is omitted, enter reason.



Notes



← Severity of Alopecia Tool (SALT)

← Back ad Assessment Summary gi General Instructions L Left Quadrant **R Right Quadrant** T Top Quadrant B Back Quadrant ss Score Summary → Next

Site: U00 | Subject ID: 93-309 | Visit: Visit 1 - Screening
Rater: H-S | Status: Administered | Assigned: H-S



R Right Quadrant

Rating



The Raw Score: Percentage of hair loss between 0-100, recorded as a whole number. Zero corresponds to no hair loss in the quadrant and 100 corresponds to complete hair loss in the quadrant.


- Please enter the quadrant raw score indicating the % hair loss in the patient's right quadrant.



Image Capture Guidance

- Section hair according to right quadrant boundaries; hair outside boundary should be pinned back to ensure accurate assessment
- Center ear in middle of camera frame
- Ensure head is fully captured within the camera frame with approximately 1" border around the head
- Ensure image is in focus

- Right Quadrant Image Capture



If image is omitted, enter reason.



Notes



← Severity of Alopecia Tool (SALT)

←
Back

ad
Assessment
Summary

gi
General
Instructions

L
Left Quadrant

R
Right Quadrant

T
Top Quadrant

B
Back Quadrant

SS
Score Summary

→
Next

Site: [U00](#) | Subject ID: [93-309](#) | Visit: Visit 1 - Screening
Rater: [H-S](#) | Status: Administered | Assigned: H-S



T Top Quadrant

Rating



The Raw Score: Percentage of hair loss between 0-100, recorded as a whole number. Zero corresponds to no hair loss in the quadrant and 100 corresponds to complete hair loss in the quadrant.


- Please enter the quadrant raw score indicating the % hair loss in the patient's top quadrant.



Image Capture Guidance

- Section hair according to top quadrant boundaries; hair outside boundary should be pinned back to ensure accurate assessment
- Ensure head is fully captured within the camera frame with approximately 1" border around the head
- Ensure image is in focus

- Top Quadrant Image Capture



If image is omitted, enter reason.



Notes



← Severity of Alopecia Tool (SALT)

Navigation bar with buttons: Back, ad Assessment Summary, gi General Instructions, L Left Quadrant, R Right Quadrant, T Top Quadrant, B Back Quadrant, ss Score Summary, Next

Site: U00 | Subject ID: 93-309 | Visit: Visit 1 - Screening
Rater: H-S | Status: Administered | Assigned: H-S



B Back Quadrant

Rating



The Raw Score: Percentage of hair loss between 0-100, recorded as a whole number. Zero corresponds to no hair loss in the quadrant and 100 corresponds to complete hair loss in the quadrant.

- Please enter the quadrant raw score indicating the % hair loss in the patient's back quadrant.



Image Capture Guidance

- Section hair according to back quadrant boundaries; hair outside boundary should be pinned back to ensure accurate assessment
- Ensure head is fully captured within the camera frame with approximately 1" border around the head
- Ensure image is in focus

- Back Quadrant Image Capture



If image is omitted, enter reason.



Notes



← Severity of Alopecia Tool (SALT)

Navigation bar with buttons: Back, ad Assessment Summary, gi General Instructions, L Left Quadrant, R Right Quadrant, T Top Quadrant, B Back Quadrant, ss Score Summary, Done

Site: U00 | Subject ID: 93-309 | Visit: Visit 1 - Screening
Rater: H-S | Status: Administered | Assigned: H-S



Scoring Overview

Raw SALT Scores

L	Left Quadrant Raw Score (% hair loss)	50 %
R	Right Quadrant Raw Score (% hair loss)	50 %
T	Top Quadrant Raw Score (% hair loss)	50 %
B	Back Quadrant Raw Score (% hair loss)	50 %

Total Calculated SALT Score

L	Left Quadrant Calculated Score (% loss x .18)	9.00
R	Right Quadrant Calculated Score (% loss x .18)	9.00
T	Top Quadrant Calculated Score (% loss x .40)	20.00
B	Back Quadrant Calculated Score (% loss x .24)	12.00

Provided by VeraSci Pathway